

# Convection Oven Spec Sheet

# FOTILE

## KSS7002A / KSG7003A

FOTILE 24" Convection Oven meets all your demands for a built-in oven. With a wide temperature range from 104°F to 482°F, effortless one-touch operation, multifunctional 10 preset modes, 5 grill layers, and a 3D-Hot-Air Circulation System, the convection oven provides every home chef an opportunity to explore limitless culinary possibilities.



KSS7002A



KSG7003A

## Key Features:



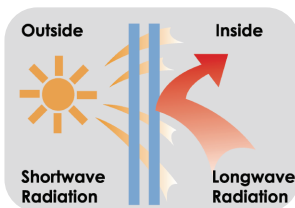
### 10 Preset Cooking Modes for Ease of Use

Baking, Grilling, Proofing, Defrosting & Much More



### Uniform Temperature for Accurate Cooking

Five Heating Tubes  
3D-Hot-Air Circulation System  
Platinum-Alloy Temperature Sensor



### Professional Grade Glass Door

2 Layers of Low-E Glass+ 1 Layer of Tempered Glass  
Prevents heat loss from the oven and heat transfer to the door handle

## Other Features:

- Easy to Clean
- Touchscreen Operation

### FOTILE Contact Information:

serviceusa@fotile.com  
1-888-315-0366  
6 Campus Drive, Suite 210, Parsippany, NJ 07054  
us.fotileglobal.com

# Convection Oven Spec Sheet

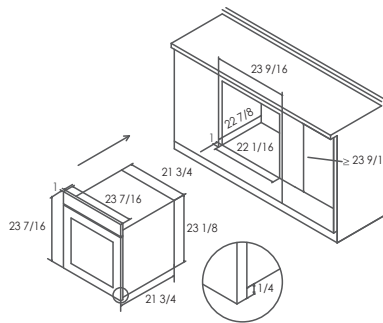
# FOTILE

## KSS7002A / KSG7003A

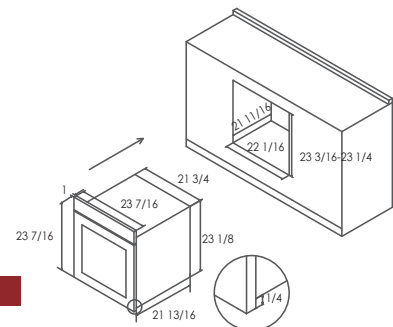


	KSS7002A	KSG7003A
<b>Certification</b>	ETL	ETL
<b>Product Dimensions</b> (WxHxD)(inch)	23 7/16 x 23 7/16 x 21 3/4	23 7/16 x 23 7/16 x 21 3/4
<b>Build-in Dimensions</b> (WxHxD)(inch)	Flush Built-in 23 9/16 x 23 9/16 x (≥22 7/8) Standard Built-in 22 1/16 x 23 1/4 x (≥21 11/16)	Flush Built-in 23 9/16 x 23 9/16 x (≥22 7/8) Standard Built-in 22 1/16 x 23 1/4 x (≥21 11/16)
<b>Wattage (W)</b>	3800	3800
<b>Capacity (cu.ft.)</b>	2.47	2.47
<b>Power Supply (V/Hz)</b>	220-240/60	220-240/60
<b>Temperature Range (°F)</b>	104 - 482	104 - 482
<b>Preset Modes</b>	10	10
<b>Operation</b>	Touchscreen	Touchscreen

KSS7002A/KSG7003A:



**Flush Built-in**



**Standard Built-in**

## Installation Examples:

